

DREAM WEAVER ENTERTAINMENT QUESTIONNAIRE

SECTION 1 - BRIDE / GROOM AND FAMILY INFORMATION

Please answer all that apply - If you are unsure of any questions, just leave them blank and we will discuss the question during your consultation.

Wedding Date:	<input type="text"/>
Name of bride:	<input type="text"/>
Name of groom:	<input type="text"/>
Contracting party address:	
Address Line 1:	<input type="text"/>
Address Line 2:	<input type="text"/>
City, State, Zip Code:	<input type="text"/>
Brides telephone number - Home:	<input type="text"/>
Brides telephone number - Cell:	<input type="text"/>
Brides e-mail address:	<input type="text"/>
Grooms telephone number – Home:	<input type="text"/>
Grooms telephone number - Cell:	<input type="text"/>
Grooms e-mail address:	<input type="text"/>
Names of brides parents:	<input type="text"/>
Brides parents phone number (s):	<input type="text"/>
Names of grooms parents:	<input type="text"/>
Grooms parents phone number (s):	<input type="text"/>

Bridal Party Names

Please list you and your bridal parties names in the box below. Be sure to list the order and their title with each name. Please start with the top of the list starting with Bride & Groom followed by Maid Of Honor etc..

EXAMPLE

Bride & Groom
Mr. & Mrs. John Smith

Maid Of Honor - Best Man
Jenny Smith - Jason Doe


Bridesmaids - Groomsmen
Jane Smith - John Doe
Jackie Jones - Bob Jones

Flower Girl - Ring Bearer
Jill Smith - Bill Smith

Parents of the bride
Mr. & Mrs. Jane Smith

Parents of the groom
Mr. & Mrs. John Smith Sr.

List your complete bridal party and parents in the box below



SECTION 2 - GENERAL INFORMATION

Please answer all that apply - If you are unsure of any questions, just leave them blank and we will discuss the question during your consultation.

Reception hall:	<input type="text"/>
Reception hall room name or number:	<input type="text"/>
Reception hall coordinators name:	<input type="text"/>
Reception hall telephone number:	<input type="text"/>
Reception hall / Coordinator E-mail address:	<input type="text"/>
Reception hall time window - What time does the hall close:	<input type="text"/>
Estimated number of guests?	<input type="text"/>
<p><u>TIP - Lots Of Children At Your Reception</u> - If you are having lots of young children at your reception you may want to provide coloring books and crayons to help keep the children entertained throughout your celebration. Remember all children should be supervised when using coloring books and crayons.</p>	
Dress Code - How would you like Dream Weaver Entertainment to dress for this celebration?	
<input type="radio"/>	- Tuxedo
<input type="radio"/>	- Formal - Suit & Tie
<input type="radio"/>	- Casual - Shirt & Tie / Dress Slacks
<input type="radio"/>	- No Preference

VENDORS

Photographer

Photographer - Name:

- Yes - He / She provides coverage until the money dance is over.

- Yes - He / She has limited time coverage - Please indicate number of hours at the reception -

- Yes - He / She provides unlimited time coverage at the reception.

- No we are not having a photographer

Videographer

Videographer - Name:

- Yes - He / She provides coverage until the bridal dance is over.

- Yes - He / She has a limited time coverage - Please indicate number of hours at the reception -

- Yes - He / She provides unlimited time coverage at the reception.

- No we are not having a videographer

TIP - Photographer and Videographer Time Coverage - This information is used when planning all your special events at the reception so all activities are planned while these vendors are still providing service. Please check with each vendor for any time limitations.

Caterer -

SECTION 3 - COCKTAIL HOUR / DINNER ACTIVITIES

Special activities conducted during the cocktail hour / dinner segment of the reception

Please answer all that apply - If you are unsure of any questions, just leave them blank and we will discuss the question during your consultation.

COCKTAIL HOUR INFORMATION

Cocktail Hour - Guest Arrival

Time of guest arrival: - (Also DJ Starting Time)

SPECIAL NOTE – Dream Weaver Entertainment arrives approximately 90-120 minutes prior to starting time. Please be sure someone will be at the venue at this time so we can begin setup procedures.

Cocktail Hour Music

What type of music would you like played as background music during the cocktail hour?

Cocktail Hour Music Suggestions

- Jazz music
- Piano music
- Upbeat love songs
- Honeymoon themed music (example: Hawaiian etc)
- Dean Martin / Frank Sinatra style mix
- Holiday Music
- Other - Please specify your choice in the box below

Cocktail hour music choice:

Grand Entrance Preparation

Estimated bridal party arrival time for your grand entrance?

TIP - Grand Entrance Time Frame - Please discuss with your photographer and all others involved for time needed after your ceremony. This will help determine your arrival time at the reception.

TIP - Grand Entrance Preparation – Dream Weaver Entertainment will meet you and your bridal party in the lobby or outside the hall to verify, organize, and instruct you and your bridal party for the procedures of a grand entrance. This process takes about 15 minutes. Please be sure to allow this time in your scheduling of events.

Bridal Party Grand Entrance

Would you like a bridal party grand entrance? Please choose a song to be played in the background when we bring in the bridal party.

Bridal Party Grand Entrance Song Suggestions(You may choose any song, not just the ones below)

- Austin Powers Theme - Various
- Children – Robert Miles
- Disney's Main Street Electric Parade – Various
- Imperial March (Star Wars) - John Williams
- In The Mood – Glenn Miller
- Mission Impossible Theme - Clayton Adam
- Peter Gunn Theme – Blues Brothers

- Rock & Roll Pt 2 – Gary Glitter
- Sirius - Alan Parsons Project (Chicago Bulls Theme song)
- Other - Please indicate song and artist

NOTE - If you do not want any music played in the background for the bridal party grand entrance write "No music - Just make bridal party announcements" in the text box below.

NOTE - If you do not want a bridal party grand entrance at all please write "No bridal party grand entrance" in the text box below

Bridal party grand entrance music choice:

Bride & Groom Grand Entrance

Would you like a bride & groom grand entrance? Please choose a song to be played in the background when we bring in the B&G. These are only suggestions, we can do any song you like.

Bride & Groom Grand Entrance Song Suggestions (You may choose any song, not just the ones below)

- Celebration – Kool & The Gang
- Chapel Of Love - Dixie Cups
- Get Ready For This – 2 Unlimited
- Get The Party Started - Pink
- Lets Get Married – Jagged Edge
- Rock & Roll Pt. 2 – Gary Glitter
- Rocky Theme – Bill Conti
- Sandstorm – Darude
- Today I Met The Boy I'm Gonna Marry (Father of the Bride Soundtrack)
- Other - Please indicate song and artist

NOTE - If you do not want any music played in the background for the bride & groom grand entrance write "No music - Just make bride & groom announcements" in the text box below.

NOTE - If you do not want a bride & groom grand entrance please write "No bride & groom grand entrance" in the text box below/.

Bride & groom grand entrance music choice:

DINNER HOUR INFORMATION

Dinner Hour Music

- What type of music would you like played as background music during the dinner hour?

Dinner Hour Music Suggestions

- Jazz music
- Piano music
- Dean Martin / Frank Sinatra style mix
- Slow love songs mix
- Holiday music
- Other - Please specify your choice in the box below

Dinner hour music choice:

TIP - After Dinner Hour Music - After dinner and right before the dancing begins we start playing more upbeat music to help set the mood for when dancing begins.

Bride & Groom Welcome / Thank Guests Message

Would you like to welcome and thank everyone for being part of the wedding day at the reception?

- Yes - Given by:

- No welcome / thank guests message.

TIP - Welcome / Thank Guests Message - The welcome / thank guests message is personal and memorable way to welcome everyone to your celebration. Upon arriving at the head table after the grand entrance we encourage you to acknowledge your guests with our wireless microphone and to do any special acknowledgements such as guests who have traveled long distances and or to friends and family who have contributed in the preparation of the ceremony or reception. It's especially meaningful to hear from the bride and groom how important their friends and family are to them. Most importantly don't forget for the B&G to thank each other for what each one means to each other.

Blessing

Who will be giving the blessing?

Toast

Who will be giving the toast?

(List all names in the order they will be giving the toast)

Cutting the Cake

When will the cake be cut?

Before Dinner - Right after the blessing and toast / Before dinner is served

After Dinner - After the dinner has been served / Before the dancing begins

Estimated / Scheduled dinner serving time:

Dinner Format

Sit Down

Buffet

SPECIAL ACTIVITIES DURING THE DINNER HOUR

Kissing Games

Would you like any kissing games during the dinner hour?

- Yes - Names In A Basket For A Kiss (Names and basket to be provided by contraction party)

- Yes - Sing A Song For A Kiss

- No Kissing Games

TIP - Names In A Basket - It is recommended for the bride and groom to pick approximately 10 names of different couples and write these names on separate pieces of paper. Then place the papers with the names on them in a basket at the head table. Great choices could be parents of the bride and or groom, close couples and the family "jokesters".

Words Of Wisdom

Would you like to do Words Of Wisdom?

- Yes - Presented By:



- No words of wisdom

TIP – Words of Wisdom - Have pieces of paper and pencils at each of the guests tables or at the entrance way by the guest book. During the cocktail hour Dream Weaver Entertainment will ask your guests to write down some special “words of wisdom” to the B&G. Then during the dinner hour we can select a person (such as a family member or bridal party member) to read a sample of these “words of wisdom” for everyone to enjoy.

Centerpiece Giveaway

Will there be any centerpieces for Dream Weaver Entertainment to give away?



- Yes - Centerpiece giveaway



- No centerpiece giveaways

TIP - Centerpiece Giveaways – Dream Weaver Entertainment will suggest an interactive way of giving away the centerpieces to your guests during the dinner hour.

Special Dinner Activities

Are there any other special activities you would like conducted during the dinner hour?



- Yes - Please use the box below to describe any other special dinner activities you would like to have conducted? Please describe your special dinner activities in the box below/



- No other special activities

Examples Of Other Dinner Activities

- Birthday salutes (list names and dates)
- Family traditions
- Speeches
- Any other activity you would like conducted during the dinner hour

SECTION 4 - DJ AND DANCING

**Special activities conducted during the dancing segment of the reception.
Please note that between these activities music and dancing will occur.**

Please answer all that apply - If you are unsure of any questions, just leave them blank and we will discuss the question during your consultation.

FIRST DANCE - BEGINNING OF THE DANCING SEGMENT OF THE RECEPTION

(Please list both song and artist)

1ST Song - Bride and Groom dances - Song / Artist

2nd Song - Bridal Party / Family Intro - Song / Artist

3rd Song - Bridal Party / Family Intro - Song / Artist

4th Song - Guests To Join In - Song / Artist

Multiplication Dance - (strongly recommended)

(To be conducted immediately after the first dance slow set)

Do you want to do the multiplication dance?

- Yes - The bridal party will assist with this dance. (Song played for this dance "Celebration by Kool & The Gang"

- No multiplication dance

Anniversary Dance - (strongly recommended)

Would you like to do the anniversary dance?

(Please select the song to be played if you are having the anniversary dance)

- Yes - We want the DJ to pick an appropriate song

- Yes - Song: Remember When - Alan Jackson

- Yes - Song: Through The Years – Kenny Rogers

- Yes - Song: You're Still The One – Shania Twain

- Yes - Other - Please list song and artist:

- No anniversary dance

Anniversary Dance Gift - Presentation Of A Gift To The Winners Of The Anniversary Dance

Would you like to give the winners of the anniversary dance a gift?

- Yes - Gift - Picture Frame - Picture frame provided by contracting party

- Yes - Gift Other - Gift provided by contracting party

- No Gift

TIP - Anniversary Dance Recommended Gift - Picture Frame - This Makes A Great Gift. The photographer will take a photo of the winners of the anniversary dance along side of the B&G. The bride and groom can then give the winners of the anniversary dance a copy of the picture once it has been developed.

TOSESSES - CANDY / BOUQUET / GARTER

TIP - Location of Items - You may place any items on the DJ table that are needed throughout the night. Items such as the candy for the candy tosses, the throw away bouquet, money bag etc. This saves time during the reception as we won't have to waste time looking for these items.

Candy Tosses For The Kids

Do you want to do a candy toss for the kids?

- Yes Candy Tosses - Candy provided by contracting party
- No Candy Tosses

TIP - Candy Toss Recommendation For Lots Of Children - Try the candy toss if you are having lots of children at your reception. This is a great way to separate ages for the tosses. Have the children participate in the candy toss and the adults participate in the bouquet and garter tosses.

Bouquet & Garter Tosses

Would you like to do the bouquet / garter tosses?

(if you select "no Bouquet / Garter Tosses" please skip lines 7-10 and go to line 11)

- Yes Bouquet / Garter Tosses
- No Bouquet / Garter Tosses

Tosses age restrictions

If you are having the bouquet / garter tosses, do you want an age restriction?

Please enter the lowest age to participate in the bouquet and garter tosses - Enter 0 if you do not want an age restriction

Form Of Assembling The Single Guests On The Dance Floor For The Garter & Bouquet Tosses

How do you want Dream Weaver Entertainment to assemble your single guests on to the dance floor for the tosses?

- Traditional Way – Dream Weaver Entertainment will call all the single guests at the appropriate time onto the dance floor for the tosses.
- Train Line - B&G will go out in the audience and bring back all the single guests to the dance floor in the form of a train line for the tosses.

Groom Retrieving The Garter From The Bride

How do you want the groom to retrieve the garter from the bride?

- Traditional Way
- Mystery Chair

TIP - Mystery Chair - If you want to add some comedy to your reception the mystery chair skit is a fun way to entertain your guests. This has proven to be a real crowd pleaser. Below are some of the most commonly used items found in the mystery chair.

- Rubber chicken
- A "private property" sign
- Jumbo pair of underwear

Placing The Garter

How do you want to have the garter placed with the winners of the tosses?



- Traditional Way – Gentleman who caught the garter places the garter on the lady who caught the bouquet



- Reverse – Garter is placed on the gentleman by the lady who caught the bouquet

Parents Dances

Do you want to have the parents dances?



- Yes - Combination Dance - Both Bride / Father & Groom / Mother dance to the same song at the same time -
(Please insert the same song titles in both spaces below)



- Yes - Separate Dances - Bride dances with her father followed by the groom dancing with his mother.



- Yes bride dances with her father but there will be no groom / mother dance.



- No parents dances

Song title / artist - Bride / Father Dance

Song title / artist - Groom / Mother Dance

Combination Dance Song Suggestions (Bride / Father – Groom Mother Dance)

- Have I Told You Lately - Rod Stewart
- Stand By Me - Ben E King
- Through The Years - Kenny Rogers
- Unforgettable - Nat / Natalie King Cole
- What A Wonderful World - Louie Armstrong
- Wind Beneath My Wings - Bette Midler

Bride / Father Dance Song Suggestions(You may choose any song, not just the ones below)

- Angel In My Eyes – John Michael Montgomery
- Beautiful All That You Can Be – Kenny Rogers
- Because You Loved Me – Celine Dion
- Butterfly Kisses – Bob Carlile
- Can You Feel The Love Tonight – Elton John
- Daddy's Hand – Holly Dunn
- Daddy's Little Girl – Al Martino
- Daughters - John Mayer
- Hero – Mariah Carey
- I Loved Her First - Heartland
- In My Daughters Eyes – Martina McBride
- My Girl - Temptations
- My Little Girl - Tim McGraw

- My Special Angel – Bobby Helms
- Stand By Me – Ben E King
- The Way You Look Tonight – Frank Sinatra
- Through The Years – Kenny Rogers
- Unforgettable – Natalie Cole
- What A Wonderful World – Louie Armstrong
- Wind Beneath My Wings – Bette Midler
- You Are So Beautiful – Joe Cocker

Groom / Mother Dance Song Suggestions(You may choose any song, not just the ones below)

- A Song For Mama – Boys II Men
- Because You Loved Me – Celine Dion
- Can You Feel The Love Tonight – Elton John
- Greatest Love Of All – Whitney Houston
- Have I Told You Lately – Rod Stewart
- Hero - Enrique Iglesias
- Hero – Mariah Carey
- I Hope You Dance – Lee Ann Womack
- Just The Way You Are – Billy Joel
- Love Of My Life – Sammy Kershaw
- Power Of Love - Celine Dion
- Stand By Me – Ben E King
- The Way You Look Tonight – Frank Sinatra
- Then They Do – Trace Adkins
- Through The Years – Kenny Rogers
- Unforgettable – Natalie Cole
- What A Wonderful World – Louie Armstrong
- Wind Beneath My Wings – Bette Midler
- You Are So Beautiful – Joe Cocker

Bride / Father - Groom / Mother Family Memories

(To be conducted as a surprise / tribute to the parents at the beginning and as part of the parents dances)
Would you like to share with your father / mother some special memories you have remembered through your childhood to start off the parents dances?



- Yes - Please use the spaces below to very briefly describe a couple special memories



- No Parents Dance Memories

Bride / Father & Family Memories

List up to 3 treasured memories with bride / father and the family to share with your dad and your guests as we bring you out to dance the bride / father or combination dance (optional)

Special Memory #1

Special Memory #2

Special Memory #3

Groom / Mother & Family Memories

List up to 3 treasured memories with groom / mother and the family to share with your mother and your guests as we bring you out for the groom / mother or combination dance (optional)

Special Memory #1

Special Memory #2

Special Memory #3

TIP - Bride / Father - Groom / Mother Memories - This is a great opportunity to show your parents some great moments you have remembered and shared with them through your childhood years During the parents dances, Dream Weaver Entertainment will bring the parents out onto the dance floor at the proper time then mention these memories followed by playing your choice song (s) for the parents dances. This makes a great personal and unique moment to share with your parents.

Suggestions For Special Memories

- My graduation day from school or college
- My birthday party
- That once in a lifetime special family vacation

Bridal Dance / Money Dance

Would you like to do the bridal / money dance?



- Yes - Please play 3 slow songs then go into the traditional polka song



- Yes - Please play all slow songs for the bridal dance



- No we are not having a bridal dance

TIP - Bridal Dance - Have the Maid (Matron) of Honor and Best Man help move the line through quickly to keep things moving.

Games & Skits

Would you like any special games / skits to be conducted during the dancing segment of your reception?

- Yes - Please use the box below to describe any special games / Skits you would like conducted during the reception

- No special games or skits

Examples Of Some Games / Skits

- Limbo contest
- Chubby Checker's Twist dance contest
- Family tradition activities (Please describe the activity and how it is conducted)
- Any other special activity you may want at your reception

Ending Time / Farewell Dance - This is the last dance of the evening and a final tribute to the bride & groom

DJ Ending time:

Honeymoon

Are You Going On A Honeymoon?

Yes

No

If you are going on a honeymoon, where are you going?

If you are going in a honeymoon, when will you be leaving?


SECTION 5 - MUSIC

Please answer all that apply - If you are unsure of any questions, just leave them blank and we will discuss the question during your consultation.


Although all types of music is generally played at a wedding reception, Which type of music do you listen to? (Please check all that apply)

- Top 40 – Pop – Rock
- Country
- 80's
- Classic Rock - 70's
- Disco
- Motown
- Oldies 50's – 60's
- Big Band / Swing


Please Play Song List - Be sure to include song title and artist.



Please Do Not Play Song List - Be sure to include song title and artist.



Song Dedications - Be sure to include song title and artist and who the song is to be dedicated to and from who.



Below are a couple guidelines set forth by Dream Weaver Entertainment when taking requests.

1. Songs must be clean in lyrics.
2. Songs must be recognizable by most of the guests at the reception.
3. Songs must be danceable in format.

SECTION 6 - DJ REQUIREMENTS / EQUIPMENT

Equipment - Things provided by Dream Weaver Entertainment for your event
DJ equipment that could be used for your event.

- Professional sound system
- Professional light show
- Professional wireless microphone (great for toasts, blessings etc.)
- Professional Laptop Computer
- Music - Ranging from the 40's through today

Items - Things provided by contracting party for your event
Things that are to be provided by contracting party for this event

- 1 table approximately 3 feet x 8 feet with table skirting
- To be located near three (3) electrical outlets (2 different circuits if possible) dedicated to Dream Weaver Entertainment.
- To be located next to the dance floor.
- To be located under shelter if this is an outdoor event.

TIP - Importance Of The DJ Next To The Dance Floor - One of the most important factors in the success of your reception is where the DJ sound system is to be located. It is critical that the DJ system be placed in an area directly next to the dance floor. It is also important that the DJ have a good line of sight to the entrance of the room, head table, and cake table. As your Master of Ceremonies, we need to be able to see each of these areas in order to control the timing of each event. It is not recommended to surround your dance floor on all four sides with tables and place the DJ in the back corner. Remember our speakers need to carry sound to the dance floor area. If there are tables directly between the speakers and the dance floor, the guests seated at those tables will have an uncomfortable level of sound. Please be sure to provide us with a minimum of a 6' X 15' area to set our sound systems and light show.

Please contact Dream Weaver Entertainment for contract terms and conditions

Photos

Can Dream Weaver Entertainment use any photos taken at this event for promotional use?.



- Yes



- No

SECTION 7- FINAL NOTES

If you have any other suggestions, questions, comments, special instructions, or anything else Dream Weaver Entertainment should know regarding your wedding day please write your messages in the box below.

1.

